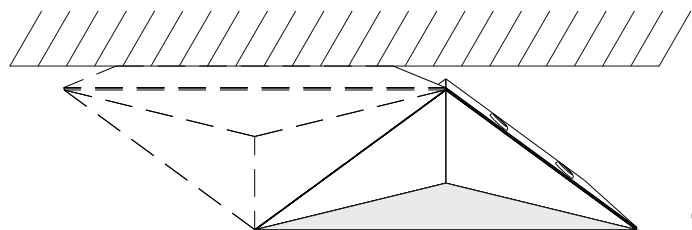
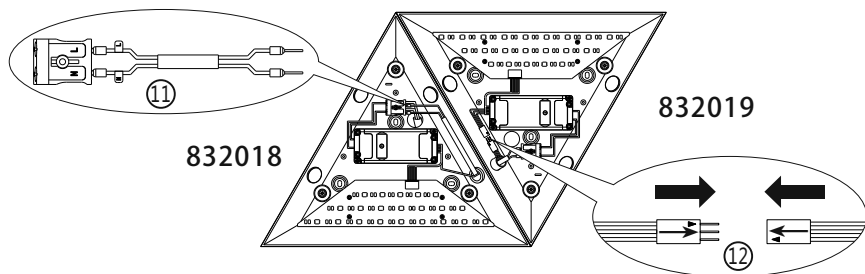
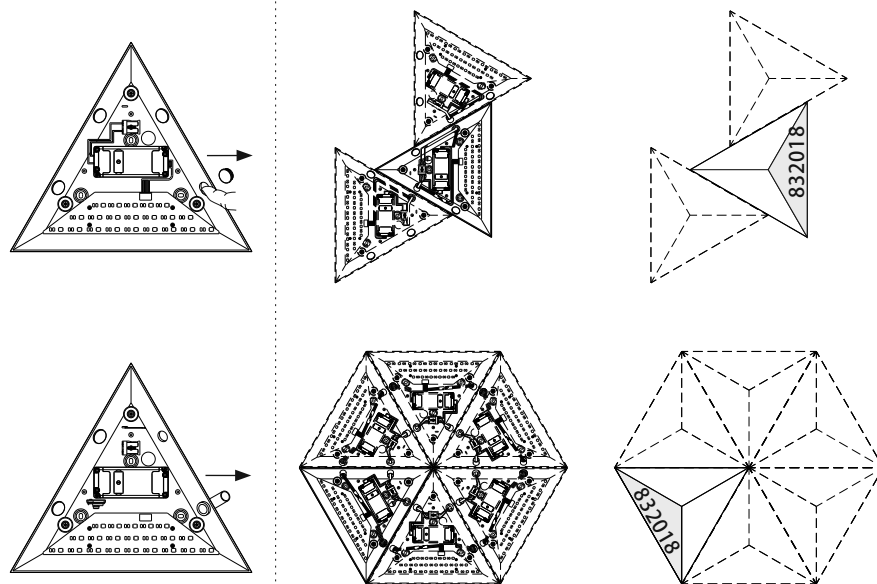


127x127mm(不含黑色边框、中间线)



13 Leuchte einschalten
Switch on the lamp



07.2018

Paul Neuhaus

Paul Neuhaus GmbH
Olakenweg 36 · D-59457 Werl

Telefon: +49(0)2922-9721-0
Telefax: +49(0)2922-9721-9120
E-mail: info@neuhaus-group.de
www.neuhaus-group.de



SMART
HOME
LIGHTS

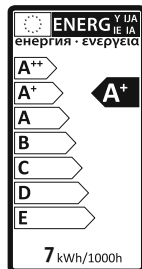
D | Montageanleitung · GB | Fitting instructions

127x127mm(不含黑色边框、中间线)

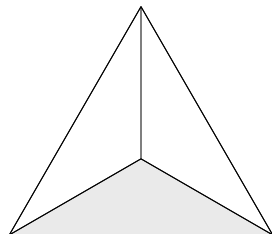
832019

230V/50 Hz
1xLED-Board max.6W
nicht wechselbar/not changeable

	6W
	600LM
	8W
	340LM
	LED-Board
	25.000h
	Tk 2.700 - 5.000K/RGB
	15.000x
	<0.5s
	dimmmable with rrc

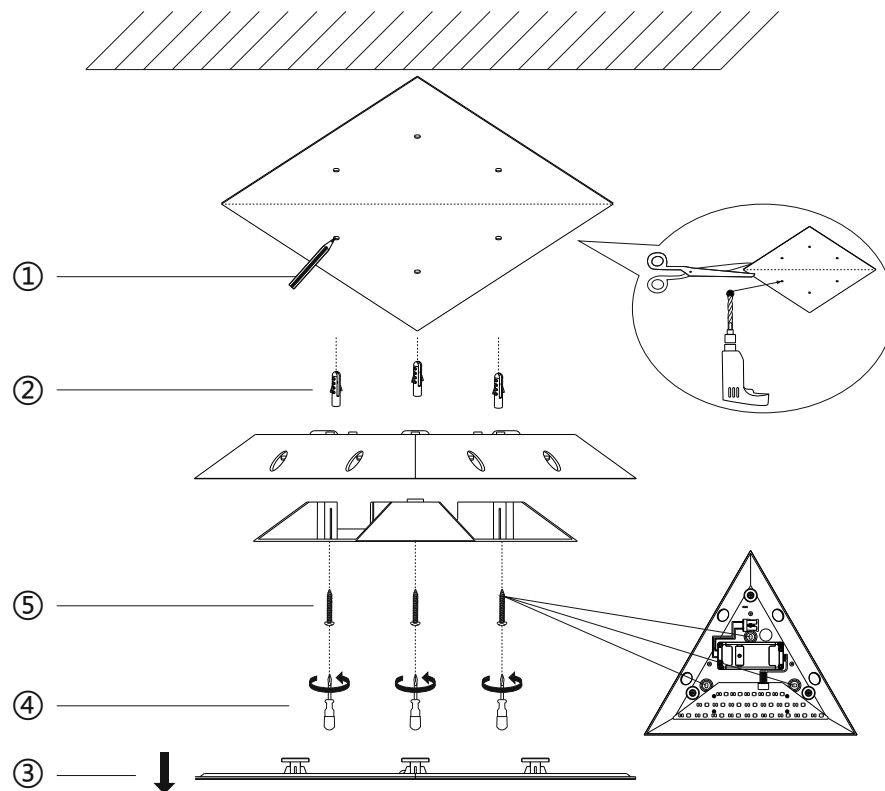


832019



1 | Montage / fitting

an Wand oder Decke
on wall or ceiling



2 | Elektrischer Anschluss / electrical connection

230 Volt/50 Hz-Anschluss
230 voltage/50 Hz connection

